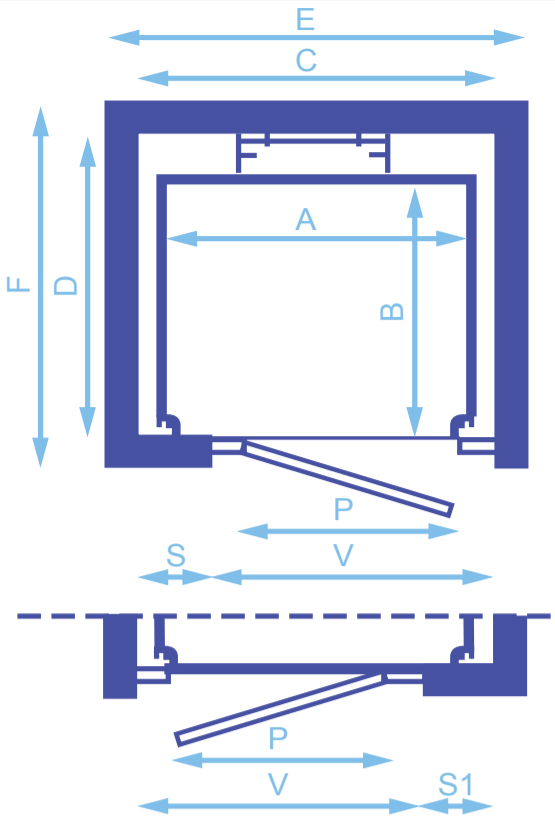


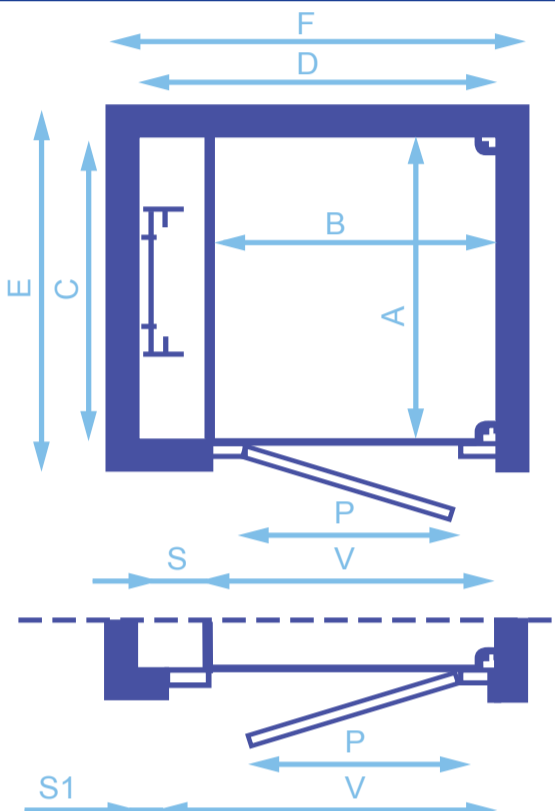
TYPICAL DIMENSIONS



A	1400	1250	1250	950	Platform
B	1000	1250	850	770	
C	1520	1370	1370	1070	Wall Shaft
D	1230	1480	1080	1000	
P	860	860	860	750	Clear Door Opening (Height 2000)
V	1090	1090	1090	980	Door Frame (Height 2160)
S	430	280	280	90	Door Post
S1	430	280	280	90	
S2	-	-	-	-	
E	1590	1440	1440	1140	Overall Dimensions
F	1340	1590	1190	1110	Self Supporting Structure

Dimensions are for guidance only and should not be used to construct from. Please note these dimensions are subject to validation on placement of order.

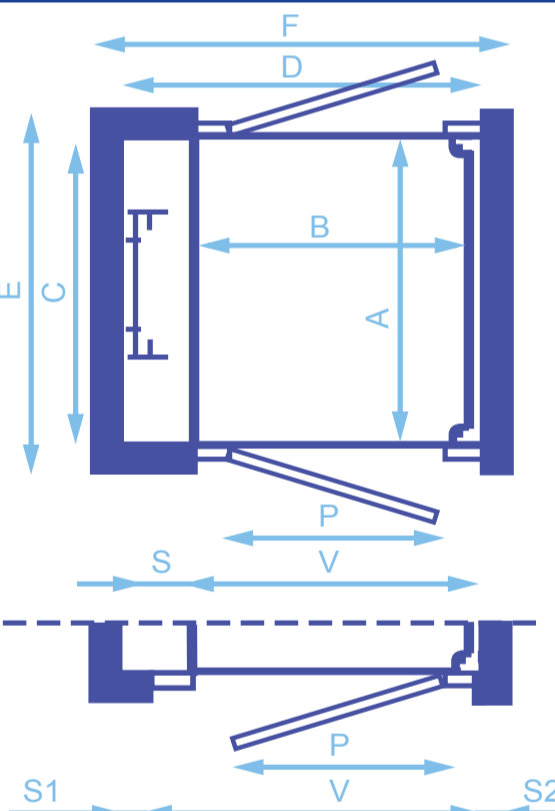
TYPICAL DIMENSIONS



A	1400	1250	1250	770	Platform
B	1000	1250	850	950	
C	1430	1280	1280	800	Wall Shaft
D	1230	1480	1080	1180	
P	860	860	750	860	Clear Door Opening (Height 2000)
V	1090	1090	980	1090	Door Frame (Height 2160)
S	180	530	140	130	Door Post
S1	100	100	100	-	
S2	40	290	0	-	
E	1550	1400	1400	920	Overall Dimensions
F	1340	1590	1190	1290	Self Supporting Structure

Dimensions are for guidance only and should not be used to construct from. Please note these dimensions are subject to validation on placement of order.

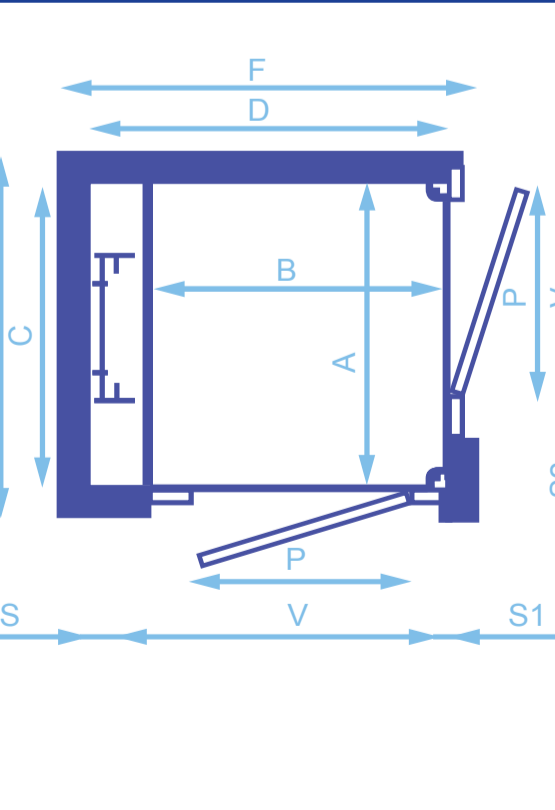
TYPICAL DIMENSIONS



A	1400	1250	1250	770	Platform
B	1000	1250	850	950	
C	1430	1280	1280	800	Wall Shaft
D	1270	1520	1120	1120	
P	860	860	750	860	Clear Door Opening (Height 2000)
V	1090	1090	980	1090	Door Frame (Height 2160)
S	180	430	140	130	Door Post
S1	100	100	100	-	
S2	80	330	40	-	
E	1550	1400	1400	920	Overall Dimensions
F	1360	1610	1210	1310	Self Supporting Structure

Dimensions are for guidance only and should not be used to construct from. Please note these dimensions are subject to validation on placement of order.

TYPICAL DIMENSIONS



A	1400	1250	1250	1250	Platform
B	1000	1250	850	1000	
C	1430	1280	1280	1280	Wall Shaft
D	1230	1480	1080	1230	
P	860	860	750	860	Clear Door Opening (Height 2000)
V	1090	1090	980	1090	Door Frame (Height 2160)
S	100	100	100	100	Door Post
S1	40	290	0	40	
S2	380	230	340	230	
E	1550	1400	1400	1400	Overall Dimensions
F	1340	1590	1190	1340	Self Supporting Structure

Dimensions are for guidance only and should not be used to construct from. Please note these dimensions are subject to validation on placement of order.